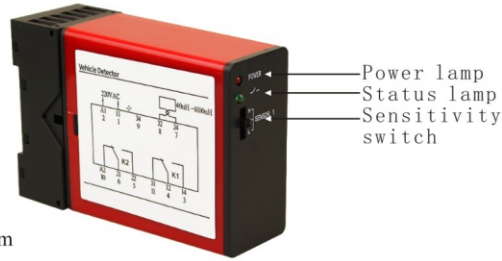


SINGLE VEHICLE DETECTOR

TECHNICAL PARAMETERS

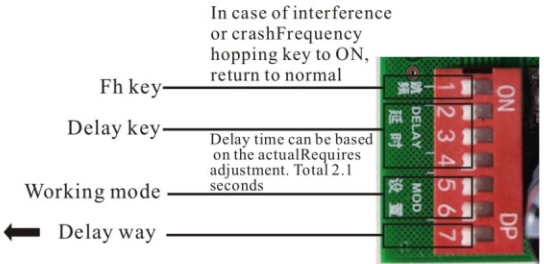
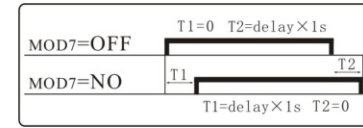
Working voltage	Ac220v ±10%
The sensitivity	Level 3 Adjustable
Working frequency	100 KHz
Sampling time	35 ms
Working temperature	- 40 °C ~ + 65 °C
Relative humidity	The Biggest 95%
Storage temperature	- 40 °C ~ + 85 °C
The biggest coil	8 m x 1 m
To detect the lead	Best 10 meters
Appearance size	38 mm * 75 mm * 115 mm



Key to coil construction

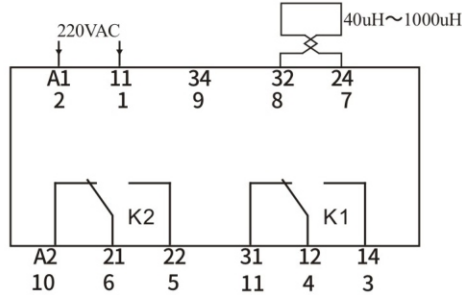
1. The cutting shape is a rectangle commonly (four bevel)
2. The coil width is about twice the detection height.
3. The ground grooves are about 4 mm wide and 30 to 50 mm deep.
4. The cutting and cleaning shall be done after drying.
5. Conductor material is teflon resistant tin copper wire
6. The wire cut is greater than 0.5 square millimeter.
7. The coil wire without joint, must be twisted per meter 20 times or more
8. The number of adjacent loops should not be the same.
9. The distance from the adjacent coil to the coil is more than 1 meter.
10. After the test is normal, fill with asphalt.

WORKING MODE

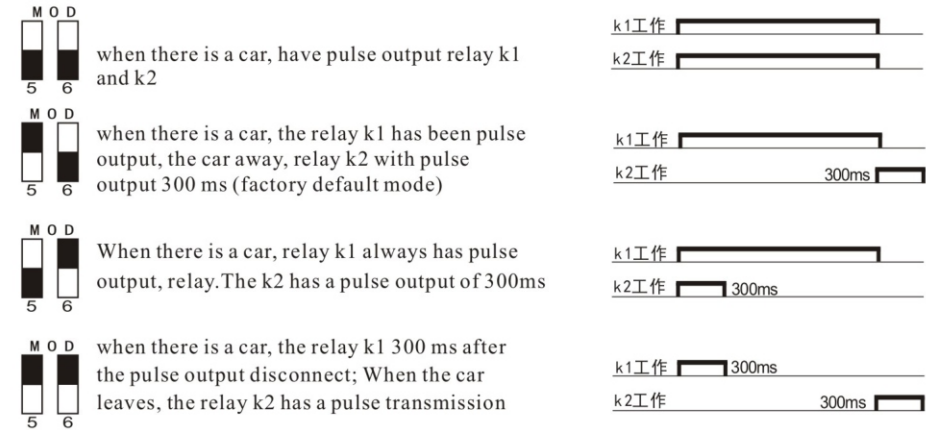


OPERATING PRINCIPLE

This product is an inductive coil vehicle detection device, its working principle is that the metal parts of the vehicle will change the inductance of the detection loop through the microcontroller. An analysis is performed to determine if the vehicle exists. Mainly used for controlling electric doors, quick doors, barriers, and involving a field requiring the presence detection of a vehicle together.

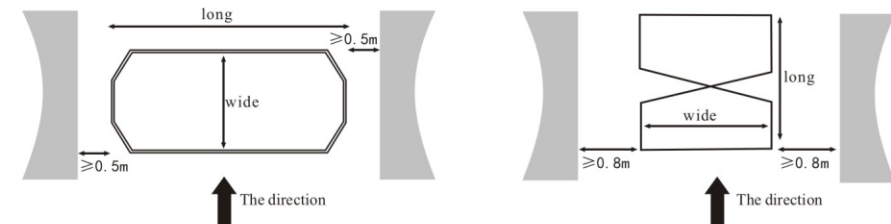


MOD6=NO time delay is generally not recommended, and the following MOD6=OFF mode:



BURIED COIL

The coil is generally cut into a rectangular groove, and the high temperature resistant teflon line is used to set up many circles, and the test is normal and the asphalt seal is used. In the local area, there is an increase of 1-2 rings to compensate for the reinforcement, and the coil inductance is maintained between 80 ~ 500uH. Coil lead wire must be tightly twisted to prevent interference.



Coil length depends on the driveway. It's not less than half a mile from both sides.

The length of the coil depends on the driveway. It's not less than 0.8 metres from both sides.

The car	1.0m wide, about 5-7 turns
minivan	1.2m wide, about 5-7 turns
Medium van	1.5 meters wide, 4-6 turns

Large truck or trailer 1.8m wide, about 4 to 6 turns

THE SENSITIVITY

The sensitivity is mainly used to adjust the speed of the vehicle's response to the vehicle, which is divided into three parts: high (H)(M)(L). If the vehicle is not detected, it is transferred to (M). If the reaction is slow, switch to (H).

STATUS INDICATOR LIGHT

red power light:(red power indicator always on)
green status light:when the power on, detector will be automatically calibrated, it may takes 1 second. During the calibration process, green LED light will be on from board(pay attention, during the calibration, no cars should be allow on coil). When it finished, green LED light will be off(normally, red light always on, and it turns off when there is no car, when cars there, green light will be always on. if something wrong in car inspection device, green light will be glitter)