




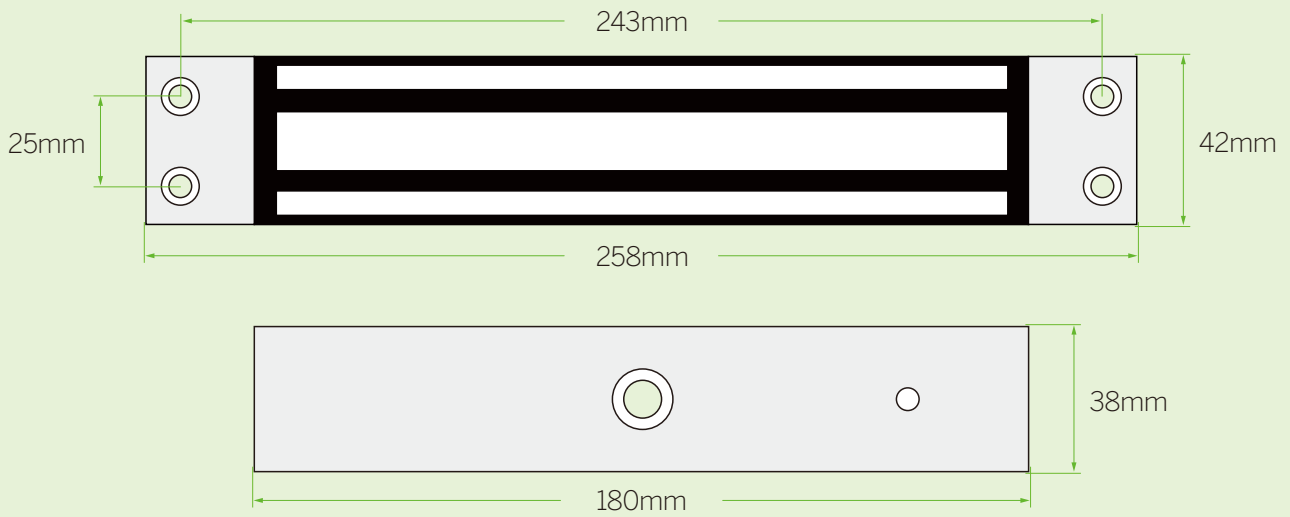
Mortise mount lock 280KG (600Lbs)

EM-600T, EM-600TS

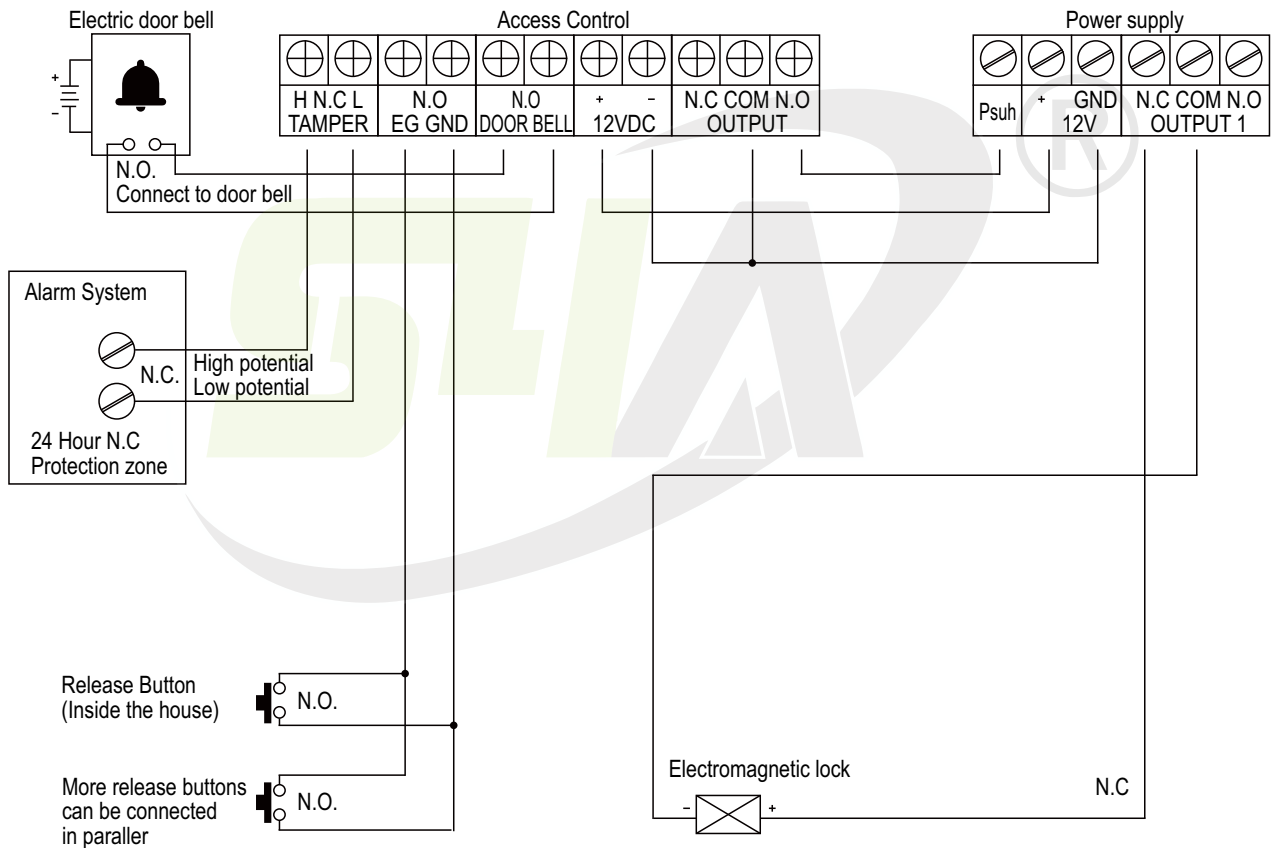
Specifications

EM-600T	Without Signal Output
EM-600TS	With Signal Output 
Lock size	258Lx42Wx26H(mm)
Armature Plate	180Lx38Wx11H(mm)
Holding Force	280kg(600Lbs)
Voltage	DC12V or DC24V
Current Draw	12V/500mA 24V/250mA
Surface Temp	≤20°C
Operating Temp	-10°C ~ 55°C (14°F~131°F)
Finishes for shell	Anodized Aluminum
Finishes for Magntic	Zinc
Finishes for Armature	Zinc
Weight	1.9kg

Dimensions



Wiring diagram



S4A Industrial Co., Limited

Address: 2nd floor of Jinminan Industrial Zone,
Bulong Rd, Bantian St. Longgan Dist, Shenzhen, China

www.S4A.com.cn

E-mail: sales@S4A.cn / Skype: crypton0929
Mob/Whatsapp/Wechat/Viber: +86 130 4080 0588