



European Narrow-type and Adjustable Electric Strike lock

ES-150

Specifications

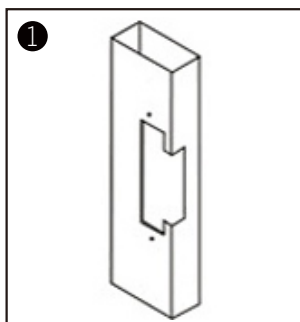
Lock Size	110Lx25Wx31.5H(mm)
Strike Struiture	Zinc die-casting
Holding Force	600kg
Voltage	DC12V
Current	700mA
Special Disign	Adjust Lock-tongue to NO style
Surface Temperature	Within +20°C
Suitable Temperature	-10°C~25°C(14°F-131°F)
Face plate Housing	Painted Steel
Surface by	Coating nickel and polishing
Function	Built-out MOV
Suitable For	Narrow Wooden Door, Narrow Metal Door
Opening Mode	90 Degree Swinging Door
Weight	0.3kg
Standard Packing	60pcs/box

Dimensions

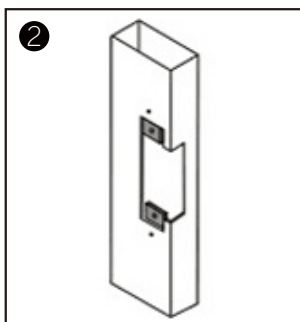
160Lx25Wx31.5H(mm)



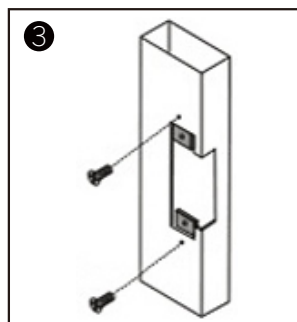
Installation



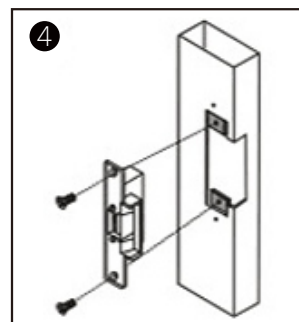
1 Cutting according to the size of the electric lock



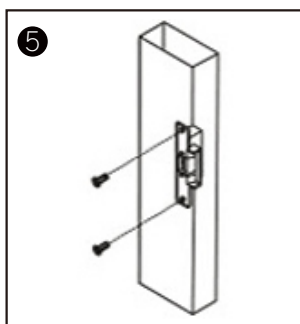
2 Insert extension plate



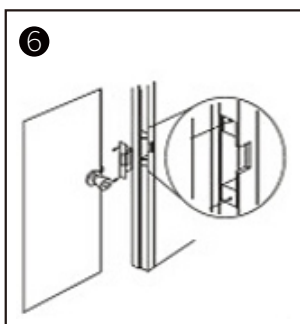
3 Fix extension plate



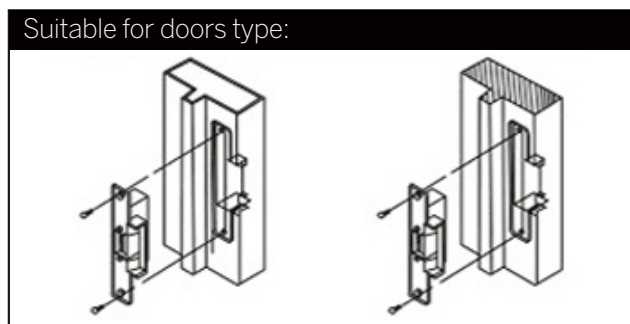
4 After installed, power on and test it



5 Fix strike lock



6 Finish



Suitable for doors type:

Metal door frame

Wooden door frame



S4A Industrial Co., Limited

Address: 2nd floor of Jinminan Industrial Zone,
Bulong Rd, Bantian St. Longgan Dist, Shenzhen, China

www.S4A.com.cn

E-mail: sales@S4A.cn / Skype: crypton0929
Mob/Whatsapp/Wechat/Viber: +86 130 4080 0588