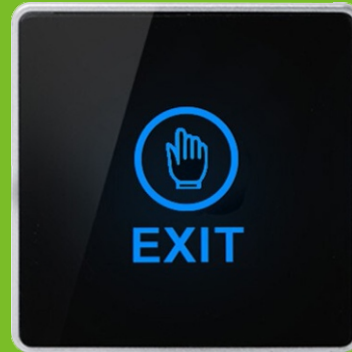
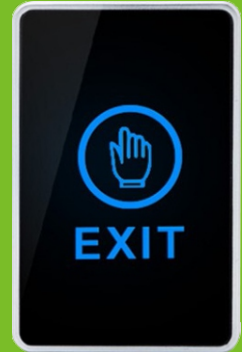


Touch Sensor Exit Button



EB-10



EB-11


Specifications

Standard Structure	Stainless Steel Panel, Steel Button	Suitable for Door	Hollow Door
Output Contact	+12V GND NO NC COM	Mechanical Life	1000000 tested
Current Rating	3A,36VDC Max	Dimension	86 x 86 x 20mm
Operating temp	-10°C~55°C(14°F-131°F)	Dimension	86 x 50 x 20mm

Dimensions(mm)



EB-10
86 x 86 x 20mm



EB-11
86 x 50 x 20mm

